

2022 Q4 Peer Group Analysis

Each quarter RVK utilizes peer group data to provide clients with a comparison of similar funds' performance. Each client group listed is comprised of funds under the same category; the broad All Master Trust category includes Corporate, Healthcare, Taft Hartley Defined Benefit, Health & Welfare, High Net Worth, Insurance, Operating Reserve, Public, and Endowment & Foundation clients.

Percentile rankings give insight into how a fund fared relative to peers. In the exhibits below, the 5th to 95th Percentiles are shown **as of December 31, 2022**, with the 5th Percentile ranking representing the highest statistical value.

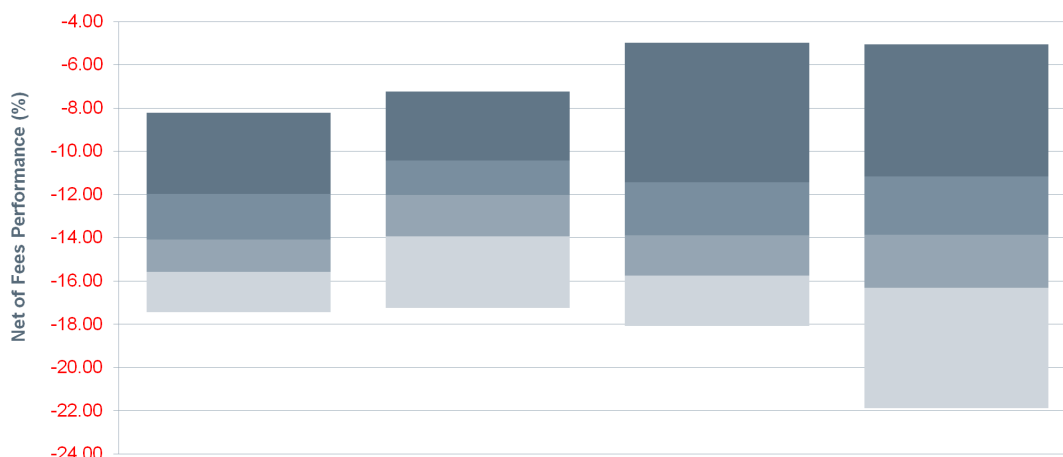
Quarter to Date

- During the 4th quarter of 2022, equity and fixed income markets delivered improved results while continuing to experience elevated volatility. Capital markets were driven by similar themes throughout the year, with investors remaining focused on central bank activity, inflation data, and geopolitical turmoil.
- Institutional investment portfolios across client types experienced a similar dynamic, earning positive returns in the 4th quarter. However, these positive returns came on the end of a year that yielded significantly negative returns for most institutional investors.



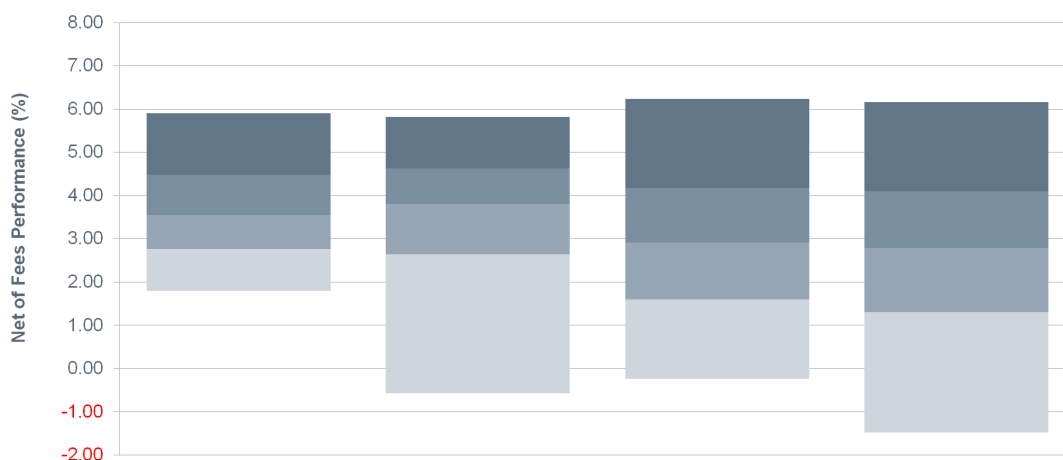
Performance shown is net of fees. Peer group data is sourced from Confluence, formerly known as Investment Metrics (IM), based on Confluence client and BNY Mellon data. Peer group data is preliminary and subject to change.

Calendar Year to Date & 1 Year



	All Public DB Plans	All Taft Hartley DB Plans	All Endowments & Foundations	All Master Trust
5th Percentile	-8.21	-7.24	-4.98	-5.05
1st Quartile	-11.96	-10.42	-11.42	-11.16
Median	-14.07	-12.03	-13.88	-13.85
3rd Quartile	-15.57	-13.93	-15.74	-16.31
95th Percentile	-17.44	-17.25	-18.07	-21.89
Population	369	259	522	2,098

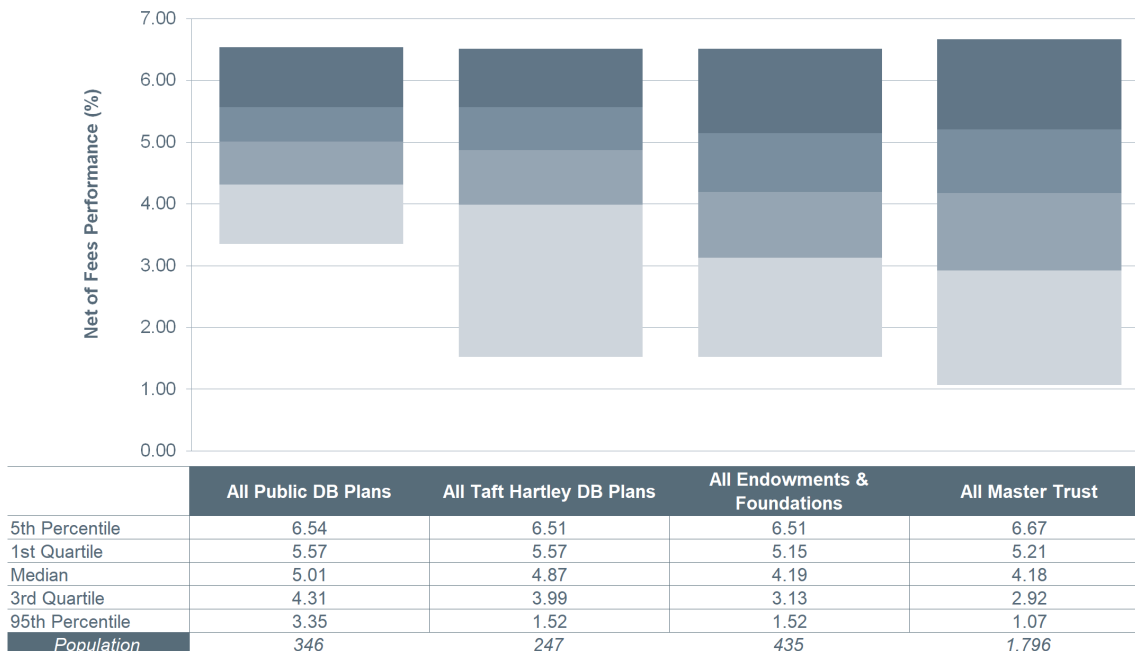
3 Years



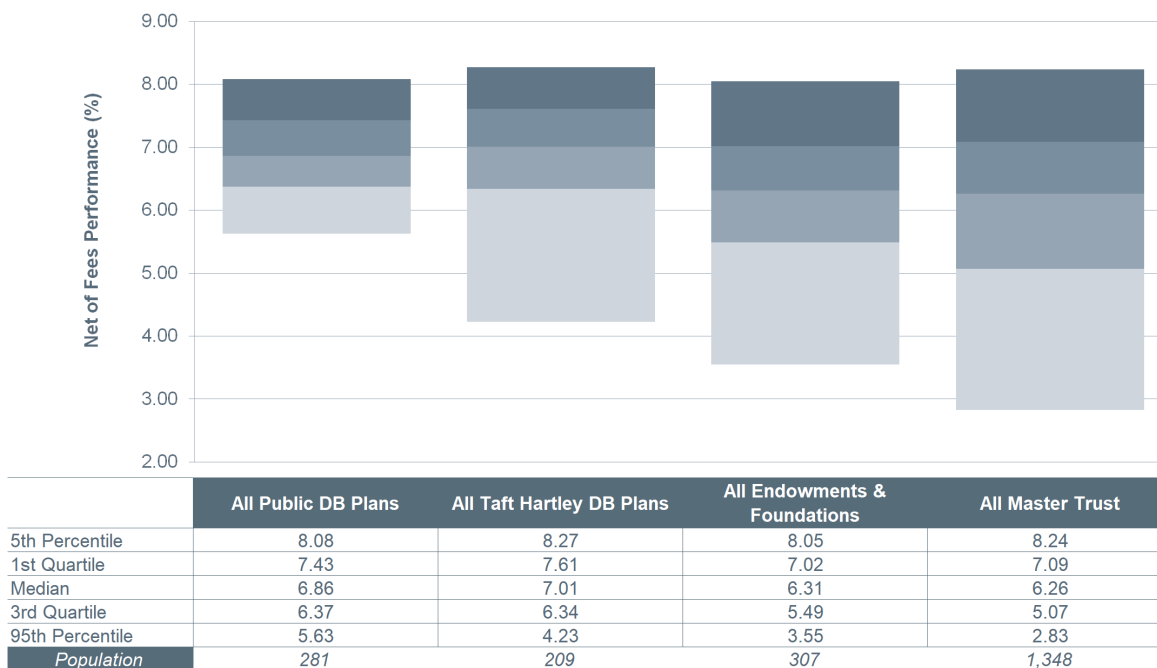
	All Public DB Plans	All Taft Hartley DB Plans	All Endowments & Foundations	All Master Trust
5th Percentile	5.90	5.82	6.23	6.16
1st Quartile	4.48	4.63	4.17	4.10
Median	3.55	3.81	2.91	2.79
3rd Quartile	2.76	2.64	1.60	1.31
95th Percentile	1.80	-0.57	-0.24	-1.48
Population	360	252	472	1,934

Performance shown is net of fees. Peer group data is sourced from Confluence, formerly known as Investment Metrics (IM), based on Confluence client and BNY Mellon data. Peer group data is preliminary and subject to change.

5 Years



10 Years



Performance shown is net of fees. Peer group data is sourced from Confluence, formerly known as Investment Metrics (IM), based on Confluence client and BNY Mellon data. Peer group data is preliminary and subject to change.

Disclaimer of Warranties and Limitation of Liability

This document was prepared by RVK, Inc. (RVK) and may include information and data from third party sources. While RVK has taken reasonable care to ensure the accuracy of the information or data, we make no warranties and disclaim responsibility for the inaccuracy or incompleteness of information or data provided or for methodologies that are employed by any external source. This document is not intended to convey any guarantees as to the future performance of investment products, asset classes, or capital markets.

About RVK

RVK was founded in 1985 to focus exclusively on investment consulting and today employs over 100 professionals. The firm is headquartered in Portland, Oregon, with regional offices in Boise, Chicago, and New York City. RVK is one of the five largest consulting firms in the world, as reported by Pensions & Investments' 2021 Special Report–Consultants. Additionally, in April 2022, RVK received a notable award as a Coalition Greenwich Quality Leader among large US investment consultants, based on Greenwich's 2021 study. Coalition Greenwich is an industry-recognized third-party firm which asks plan sponsors to rank their consultants on a series of key metrics. Notably, RVK is the only firm among large US consultants to receive an award for a fifth consecutive year. Coalition Greenwich issued the award on April 26, 2022 based on their July through October 2021 study. No direct or indirect compensation has been paid by RVK in connection with obtaining or using this award. To read more about the Greenwich award, please refer to the following URL: <https://www.rvkinc.com/about/about.php>. RVK's diversified client base of nearly 200 clients covers 30 states, and covers endowments, foundations, corporate and public defined benefit and contribution plans, Taft-Hartley plans, and high-net-worth individuals and families. The firm is independent, employee-owned, and derives 100% of its revenues from investment consulting services.